





















PE with Mrs. G

Pleasant Street School

Nature Scavenger Hunt

Directions: Take a walk outside. Look around and hunt for these items.
How many can you find?

 Hiking Scavenger Hunt with **make and takes**

 <input type="radio"/> green leaf	 <input type="radio"/> brown leaf	 <input type="radio"/> pine cone	 <input type="radio"/> mushroom
 <input type="radio"/> log	 <input type="radio"/> animal tracks	 <input type="radio"/> tree stump	 <input type="radio"/> moss
 <input type="radio"/> seed pod	 <input type="radio"/> y-shaped branch	 <input type="radio"/> spider	 <input type="radio"/> rocks
 <input type="radio"/> acorn	 <input type="radio"/> tree hole	 <input type="radio"/> animal hole	 <input type="radio"/> flowers
 <input type="radio"/> tree roots	 <input type="radio"/> insect	 <input type="radio"/> fern	 <input type="radio"/> grass